


SITE PLAN - APARTMENT BLOCK LOCATION Scale: 1/2000 @ A3

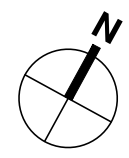
KEY



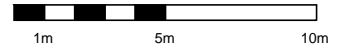
DESIGNATED AREA FOR SOLE USE OF LEASEHOLDER



LOCATION OF SHARED 14m x 3m LOADING BAY FOR COMMUNITY BUILDING & 2No. COMMERCIAL UNITS



SCALE



St James
Designed for life

UNIT 2
CONVEYANCE PLAN
APARTMENT BLOCK
Grd. FLOOR LEVEL

BREWERY WHARF, TWICKENHAM
ST JAMES GROUP LTD

Scale: 1/250 @ A3

Rev. A : 10.06.15